

WISCONSIN JUNIOR RACING RULES

Last Revised 1-3-2012, V. 2

TABLE OF CONTENTS

001	RACE OFFICIALS
002	CHIEF OF RACE
003	CHIEF TIMER
004	CHIEF GATE KEEPER
005	THE JURY
006	DUTIES OF THE JURY
007	RADIOS
008	THE REFEREE & ASSISTANT REFEREE
009	THE START REFEREE
010	THE FINISH REFEREE
011	COURSE SETTER & ASSISTANT REFEREE
012	DUTIES OF THE COURSE SETTER
013	FORERUNNERS
014	START FINISH, TIMING & CALCULATIONS
015	SCOREBOARD
016	TIMING OF FINISH
017	START AND FINISH OFFICIALS
018	FINISH REFEREE DUTIES:
019	CHIEF TIME KEEPER DUTIES
020	THE START
021	MISSED STARTS:
022	THE FINISH
023	DETERMINATION OF FINISH
024	OFFICIAL RESULTS
025	START ORDER
026	TWO ON THE COURSE
027	RERUNS
028	GROUNDINGS FOR INTERFERENCE
029	VALIDITY OF A RE-RUN
030	START TIME OF THE RERUN
031	CANCELLATION OF A COMPETITION
032	DISQUALIFICATIONS
033	PROTESTS
034	TIME TO PROTEST
035	SETTLEMENT OF A PROTEST BY THE JURY
036	GATEKEEPERS CARDS
037	CORRECT PASSAGE
038	THE IMPORTANCE OF THE TASK OF THE GATEKEEPER
039	GIVING INFORMATION TO A COMPETITOR
040	IMMEDIATE ANNOUNCING OF DISQUALIFYING FAULTS
041	DUTIES OF THE GATEKEEPER AT COMPLETION EACH RUN (1 ST or 2ND).
042	DUTIES OF THE GATEKEEPER AT THE CONCLUSION OF THE RACE
043	SUPPLEMENTAL DUTIES OF THE GATEKEEPER
044	LOCATION OF THE GATEKEEPER
045	NUMBER OF GATEKEEPERS
046	SUPPORT OF THE GATEKEEPERS
047	SLALOM POLES
048	RIGID POLES
049	SLALOM
050	GIANT SLALOM & SUPER-G
051	SLALOM
052	PREPARATION OF THE COURSE
053	SETTING THE COURSE
054	SLALOM POLES
055	GATES
056	SETTING
057	CHECKING THE SLALOM COURSE
058	THE START
059	START SIGNAL
060	EXECUTION OF THE SLALOM
061	INTERDICTION TO CONTINUE AFTER A GATE FAULT
062	GIANT SLALOM
063	HELMETS ARE REQUIRED FOR ALL COMPETITORS
064	SETTING THE GATES
065	MARKING
066	PLANNING THE COURSE
067	THE COURSE SETTER

Wisconsin Junior Racing Rules

- 068 INSPECTION OF THE COURSE
- 069 EXECUTION OF THE GIANT SLALOM
- 070 INTERDICTION TO CONTINUE AFTER A GATE FAULT

Wisconsin Junior Racing Rules

- 001 RACE OFFICIALS (DAY OF RACE)
The most important officials and their duties are set out below.
- 002 CHIEF OF RACE:
- Responsible for all preliminary (prior to race day) preparations and the overall conduct of the race.
 - Organizes other race officials and work rosters.
 - Coordinates everything on race day and is directly responsible for race day activity.
 - Responsible for all paper work & supplies required for running the race.
 - Sets up and maintains race desk before and during the race.
 - Will provide computer lists as follows:
 - 2 to the top for starter & assistants.
 - 1 to scoreboard
 - 1 to timer
 - 2 to recorders (hand & electric time).
 - 1 to referee.
 - Will provide & maintain work rosters & jury sign-in/out sheets.
 - Notifies appropriate newspapers of race results.
 - Responsible to appoint two forerunners for each course.
- NOTE: Class V and VI will require separate chiefs of timing, referee, course setting and gate keeping.
- 003 CHIEF TIMER
- Responsible for coordinating start and finish officials.
 - He will decide the intervals between starts.
 - The following officials are under his direction.
 - Starter
 - Assistant Starter
 - Recorders
- 004 CHIEF GATEKEEPER:
- Position requires the volunteer to be on skis.
 - Organizes & supervises the work of the gatekeepers.
 - Designates the gates each will supervise & places them in position.
 - He must periodically collect the gatekeepers fault cards & delivery them to the referee.
 - He must distribute, in good time, to each gatekeeper the material that he needs (DQ cards pencils, etc.) and be prepared to offer assistance either to help keep the spectators off the course or to help maintain the course, etc.
 - Directs & places the finish referee.
- 005 THE JURY
- Members must remain on the race course until dismissed at the conclusion of the race by the referee after he has determined that there are no protests to be heard by the jury.
 - Jury consists of one coach from each team; this includes the Referee and Assistant Referee.
- 006 DUTIES OF THE JURY
- The Jury watches that the rules are adhered to throughout the entire race, including the official training. From a technical viewpoint, particularly by;
- Checking the race course and the set courses.
 - Checking the snow conditions on and beside the course.
 - Checking the faultless and uniform preparation of the course.
 - Approving the use of snow compactors and chemical adjuncts.
 - Checking the crowd control systems.
 - Checking the start, the finish area & the runout from the finish area.
 - Checking the first aid service.
- From an organizational viewpoint particularly by:
- Granting of re-runs (by authority of the referee only, or asst. referee in the absence of the referees).
 - Cancellation of the race:
 - If the snow cover is to meager on or beside the course, or the snow surface on the course, is badly or unevenly prepared.
 - If the crowd control is insufficient.
 - If the weather increases the danger for the competitors; allow interruption of the race for short periods to allow course maintenance, if this is necessary for the competitor's safety.
 - Interruption of the race for unfavorable or inconsistent weather and snow conditions.
 - Cancellation of the race if the safety of the competitors is endangered or if the proper conduct of the race can no longer be guaranteed.

Wisconsin Junior Racing Rules

From the disciplinary viewpoint particularly by:

- Pronouncement on disciplinary measures.
- Decisions on protests.
- Issue of particular directives throughout the entire event.
- Adheres to the philosophy that when there is doubt, the racer receives the benefit of that doubt.
- From a safety viewpoint.

QUESTIONS NOT COVERED BY THE RULES

In general, the Jury makes decisions on all questions not clarified by the rules.

007 RADIOS

Whenever possible the Jury members should be equipped with radios. These must function on a reserved frequency and be free of interference.

008 THE REFEREE & ASSISTANT REFEREE

NOTE: The Assistant referee performs duties of the referee when the referee is unable. It is advisable for the assistant referee to be a coach.

DUTIES AND RIGHTS:

- Inspection of the course immediately after it is set, alone or accompanied by members of the Jury.
- Changing of the course by taking out or adding gates; if the referee alone inspects the course, his decision is final. The course setter must be informed of such changes if he was not present at this inspection.
- Course can only be changed by the Referee if it is not set according to USSA rules or deems to be unsafe in any way.
 - NOTE: It is always preferable for the referee to request that the course setter make the required modifications in the course under the direction of the referee.
- Receiving the reports of the start and finished referees & the chief gatekeeper about the infractions of the rules & gate faults at the end of each run.
- Posting as soon as possible on the large scoreboard the names of the competitors disqualified the name of the referee who posted the disqualification & the exact time the disqualification's are posted.

009 THE START REFEREE

- Must make sure that the regulations for the start are properly observed.
- Determines the missed or false starts and keeps a record of same.
- Maintains an exact list of the order in which racers actually departed the starting gate.
- At the end of the race he reports to the referee the names of the competitors who did not start, have made false or late starts or other infringements.

010 THE FINISH REFEREE

- The finish referee must remain at the finish throughout the race.
- Must make sure all rules for the organization of the finish and in the in-run to and run-out from the finish are observed.
- Supervises the timing and the crowd control in the finish area.
- Must record racers bib number in order of all finishers.

011 COURSE SETTER & ASSISTANT COURSE SETTER

- Has the right to have an assistant course setter appointed.
- Has the right to recommend the introduction of changes in the competition terrain and in safety measures.
- Has the right to the availability of a sufficient number of helper for the setting of the course, so they can concentrate solely on setting the course.
- Has the responsibility to add the immediate completion of the finishing touches to the race course by the marking of the pole positions with dye or other substance that will remain visible for the duration of the race.

012 DUTIES OF THE COURSE SETTER

- In order to set the course appropriately respecting the terrain, the snow cover and the caliber of the participating competitors, the course setter conducts a pre-inspection of the race terrain in the presence of the referee.
- The course setter is responsible for the setting of the course.
 - The basic ruling principal is that the safety of the competitors takes precedents over all other interests.
- The Jury is empowered and obligated to take all appropriate measures for the benefit of the competitor's safety.

Wisconsin Junior Racing Rules

- Slalom & giant slalom courses must be set no later than 1/2 hour before the start so that the competitors are not disturbed during the course inspection by work on the course.
 - The course setter must take care that the difference between the winning times of each run of the slalom and giant slalom will not be too great.
 - The course setter bears the sole responsibility for the set course, while the course should reflect the concepts of the course setter. However, the provisions of the rules must be observed in every aspect.
 - The course setter must dye the course.
 - The number of course setters will be assigned according to the number of racers from each club.
- 013 FORERUNNERS:
- The Chief of Race is obligated to provide at least two qualified forerunners. In extraordinary conditions, the Jury may increase the number of forerunners. After approval of the referee, the forerunner must check in with the starter.
 - The nominated forerunners must command sufficient skiing ability to cover the course in racing fashion, but must take care not to damage the course or cause unnecessary and avoidable course maintenance (i.e. taking out gates during their forerun).
 - The Chief of race determines the forerunners. After an interruption of the race additional forerunners may be authorized as needed. Coaches may forerun.
 - The times for the forerunners may not be announced or otherwise made public.
 - The forerunners shall report immediately to the referee regarding the snow conditions, visibility & the race line.
- 014 START, FINISH, TIMING & CALCULATIONS
TIMING EQUIPMENT
- Electric Timing - for all competitions electric timing with communication between start & finish must be used, which will allow measurement of the times to 1/100th second. 1000th of continued second, even when measured & recorded may not be published or used in the event of competitors being tied in the same 1/100th second. The photoelectric cells will be placed at such a height that a competitor will cut the beam as he passes the finish line with lower half of his leg, between the ankle & the knee. The starting gate must be placed in such a way so that starting is possible without its opening. The start gate should consist of two posts about 90cm apart, projecting not more than 50cm above the snow.
 - Hand timing – Will not be used. (A secondary system is used for backup).
- 015 SCOREBOARD:
- The Chief of race shall provide appropriate facilities for continuous visual presentation of times of all competitors. These are unofficial times.
- 016 TIMING OF FINISH
- With electric timing, the time is taken when a competitor crosses the line between the finish posts with any part of his body or equipment and so breaks the contact. The time can therefore be taken for a fall at the finish before both of the competitor's feet crossed the line between the finish posts. For this time to be valid the competitor must immediately cross the line between the finish posts with both feet. The finish referee is responsible for all such decisions.
- 017 START AND FINISH OFFICIALS
- The starter is responsible for the warning signal and the start command as well as for the accuracy of the intervals between these signals. He assigns the supervision of the competitors to the assistant starter.
 - The Assistant starter calls the competitors to the start in their correct order.
 - The Assistant Timekeeper - One assistant timekeeper maintains a complete record with the official times of all competitors.
- 018 FINISH REFEREE DUTIES:
- Supervision of the section between the last gate and the finish.
 - Supervision of the proper crossing of the finish line according to the Rules of the finish.
 - Recording of the order of finishing of all racers who complete the course.
 - The finish referee must make a report to the referee immediately after the race or official training.
- 019 CHIEF TIME KEEPER DUTIES:
- Responsible for the accuracy of timing.
 - Publish unofficial times as quickly as possible (on the scoreboard).
 - If the electric timing fails communicate immediately with the start referee.
 - Responsible for quick and accurate calculation of results.
 - Supervises the publication of official results after expiration of the protest interval, or after any protests have been dealt with.

Wisconsin Junior Racing Rules

020 THE START

- The start shall be prepared in such a way that the competitors can stand relaxed on the starting line and can quickly reach full speed after leaving the start.
- Start procedure - No official or attendant who could possibly give an advantage or to disturb the starting competitor may be behind him.
- All outside help is forbidden.
- By order of the starter, the competitor must plant his poles in front of the start line, or where indicated.
- The starter must not touch the competitor at the start.
- Pushing off from the start posts or other aids is forbidden and the competitor may be disqualified.
- Start signal for both Slalom and Giant Slalom shall consist of two statements only and they are both commands: "Ready and Go"
- Start Timing - The start timing shall measure the exact time the competitor crosses the start line with his leg below the knee.
- The start referee will make all the decisions in the case of a missed start.
- At the conclusion of the race, they must immediately inform the referee of the start numbers and names of competitors who have made a false start or have contravened the starting rules.

021 MISSED STARTS:

- A competitor shall have missed his start when upon summon by the assistant starter. They do not step immediately into the starting gate and start within 10 seconds of the "go" command. (NOTE to racers - The starter does not have to wait for a racer to take his place in the starting gate before giving the start commands. It is solely the responsibility of the racer to be ready at the appropriate time). Racers must start within 10 seconds after the "GO" command from the starter or be subject to disqualification. No racer shall be asked to step out of the starting gate to accommodate a late racer who wishes to start. NOTE For all Class's (1-6): A racer who misses his/her start will be offered a 2nd start at the end of his/her Class. Any racer who misses this second opportunity to start will start at the end of the race.

022 THE FINISH

- The finish area must be plainly visible to the competitor approaching the finish.
- It must be wide, with a gently sloped smooth outrun.
- It must be especially well prepared and smoothly packed to make stopping easy.
- In setting the course with gates, particular attention must be paid to direct competitors to the center of the finish line.
- B-nets, foam rubber or other appropriate safety measures shall be used to prevent any possibility of a collision with the finish structures.
- The finish area must be adequately isolated so that competitors are not in danger of colliding with obstacles, spectators or other skiers.
- Barricades shall be placed so that competitors are not injured by colliding with them.

023 DETERMINATION OF FINISH

- The finish line must be crossed:
 - Either on both skis.
 - On one ski if the ski is lost within two gates above the finish line in Slalom and one gate in Giant Slalom.
 - In the case of a fall in the immediate area, with both feet. In this case the time counts when any part of the body or equipment stops the timekeeping.

024 OFFICIAL RESULTS

- Official results are determined from the times of those competitors who have not been disqualified. Each racer will have one run on each course. Each run is scored on World Cup Points (616.4). The rankings for the day will be based on lowest combined run times for that day. If two or more competitors have the same time on a single run, a tie shall be declared and both racers shall be awarded equal points using the higher of the two places (i.e.: a tie for first place - both get first place points, not second place points). In the event of a tie in points for the day, the racer with the lower combined time for two runs will be awarded the higher finish. In the event of a tie in both points and combined time both racer's will be awarded the higher place finish and the next position will not be awarded (for example, if there is a tie for first, two first place medals are awarded and a second place medal is not awarded).
- Shall include the date of the race.
- Shall include all details concerning the competitors bib number, first & last name, club name, first & second times and class points for each race, DQ's and DNF's.
- Points will be assigned in class and overall as follows:
 - 100, 89, 79, 70, 62, 55, 49, 44, 40, 37, 35, 34, 33, 32, 31, 30, 29, 28, 27, 26, 25, 24, 23, 22, 21, 20, 19, 18, 17, 16, 15, 14, 13, 12, 11, 10, 9, 8, 7, 6, 5, 4, 3, 2, 1, no points for others. DQ's and DNF's receive no points.
- The season overall results will be based on the World Cup Point total of all the days minus one day

Wisconsin Junior Racing Rules

- (normally 2 runs).
- Team Points - A total of 390 points will be awarded at each race. Total accumulated points determine team standings.

1st place	15 Points	4 th place	3 points
2nd place	10 Points	5 th place	1 point
3rd place	5 Points		
 - When individuals tie for first, second, or third place, team points for that place and the following are added together and divided equally between the teams, so that no more than 30 team points are awarded per class for any given run. For example, if skiers from two different teams tie for first, each team is awarded 10 points (the total of first and second place team points).
- 025 START ORDER
- 1st run - determined by the order of the individual finish from the previous race, the individual that finished first, runs first, in each class. The only exception is the first race of the season which will be determined by the order of finish of teams from the previous season.
- Class order will be
 - Class 1 -17 &18 years old (19 years old if still in high school) Girls followed by Boys.
 - Class 2 -15 & 16 years old. Girls followed by Boys.
 - Class 3 -13 & 14 years old. Girls followed by Boys.
 - Class 4 - 11 & 12 years old. Girls followed by boys.
 - Second run – same as above except with first five reversed (5, 4, 3, 2, 1, 6, 7, 8, etc).
 - Racers may advance up one class at the beginning of the year. Once advanced the racer cannot move down.
 - A Class 5 racer may advance at any time prior to 8:00 P.M. Tuesday before the next race.
- 026 TWO ON THE COURSE
- Overtaking - The starter may permit more than one racer on the course at the same time. The Chief Timer will instruct the starter when a reasonable length of time has passed after the start of the previous racer, allowing the start of the second racer. If the first racer is overtaken, the first racer may complete the course only after yielding to the second racer. Being overtaken by the second racer on the course shall not entitle the first racer to a rerun.
 - A start list for subsequent runs must be published in good time and made available to the official at the start for subsequent runs.
- 027 RERUNS
- A competitor who is hindered while racing by the error of an official, by a spectator, by an animal, or by any other causes, can apply to the referee (or other designated official) for a rerun immediately after the interference and may not ski further through the course - must ski off the course immediately after the interference. If the racer goes thru the finish line and receives a time, there is no rerun granted.
- 028 GROUNDS FOR INTERFERENCE
- Course blocked by an official, a spectator, an animal or other hindrance.
 - Course blocked by a fallen competitor, who could not clear the course soon enough
 - Any objects in the course, such as a lost ski pole or the ski of a previous competitor.
 - Activities of the first aid service which hinder the competitor.
 - Absence of a gate knocked down by a previous competitor & not promptly replaced. [If the racer stops at that point].
 - Other similar incidents, which beyond the will & control of the competitor, which cause significant loss of speed or de facto lengthening of the racing line & thereby materially affect the competitor's time.
 - Malfunction of the electric timing if there is no independent back up timing.
- 029 VALIDITY OF A RE-RUN
- In case the referee or another jury member is unable to question immediately the appropriate officials or to judge the justification for the rerun, he may, to avoid delay for the competitor, grant a provisional rerun. This rerun will be valid only if it is confirmed by the jury.
 - If the competitor was already disqualified before the incident entitling him to a rerun, the rerun is not valid.
 - The provisionally or definitively approved rerun remains valid even if it proves slower than the first (hindered) run. Once a racer has left the start gate during a rerun, he cannot under any circumstances claim his first run time. For official purposes his first run time no-longer exists.
 - If the claim for a rerun is shown to be unjustified, the competitor is disqualified.
 - If there is no time for the racer – (Referee and timers have tried every option to provide a time) the racer is granted a re-run by the Referee only. Timers must communicate the timing conflict to the Referee so he/she may explain the incident and options to the athlete.

Wisconsin Junior Racing Rules

- 030 **START TIME OF THE RERUN**
- A racer who has been granted a rerun by the referee may take that rerun at anytime during the conduct of the race, at the racers convenience.
 - A racer rerunning may not displace a racer who is in the start gate.
 - The racer who is rerunning must inform the starter of his/her intentions in such a timely manner that the conduct of the race is neither slowed nor delayed to accommodate the rerun.
- 031 **CANCELATION OF A COMPETITION**
- Before a race has started: Start of a competition may be cancelled by The Chief of race.
- 032 **DISQUALIFICATIONS**
- A competitor is disqualified by the referee upon receipt of a properly recorded fault from an assigned race official present at the point of the infraction.
 - A racer may be subject disqualification if he or she:
 - Participates in the race under false pretenses.
 - Does not comply with the safety regulations (see USSA Important Message to Competitors and Racer Responsibility Code).
 - Trains on a course closed to competitors, alters the course or acts contrary to the instructions of the jury as to the execution of the training or the race.
 - Does not have their official bib on their person during course inspection.
 - Makes a false start or violates the regulations for the execution of the start.
 - Fails to cross the gate lines between the poles of the gates with both ski tips and both feet.
 - Loses a ski or fails to finish in accordance with the regulations. However, ski who loses a ski after the start and before the first gate is entitled to re-start as soon as the skier is ready.
 - Accepts outside help in any form during the race.
 - Fails to give way to an overtaking competitor at the first call or interferes with his run.
 - Unjustly requests a rerun, which is later shown to be unsubstantiated.
 - Displays unsportsmanlike conduct
- 033 **PROTESTS**
- The following are authorized to submit protests:
- On behalf of the racer - the racer or coach.
 - Regarding the course, safety, weather, etc. coaches may protest verbally to the referee.
- NOTE: Parents are not authorized to ask for a protest.
- 034 **TIME TO PROTEST**
- After notification of DQ is placed on the large scoreboard by the referee, the racer has 15 minutes following each run (i.e. after course is shut down) to protest his/her disqualification to the referee. If the racer fails to do this the DQ stands and the racer has no recourse.
- 035 **SETTLEMENT OF A PROTEST BY THE JURY**
- The jury meets to deal with the protests at a predetermined time & place, fixed and announced by the jury.
 - In dealing with a protest against disqualification's, the gate keeper and, if needed, the gate keeper of the adjacent gate, other involved officials, the racer in question, the protesting team, and the racer's Coach may be invited to attend. This is a learning process for the racer and should be able to answer questions by the jury.
At the vote on the protest, only the jury members are to be present. The referee chairs the proceedings. The decision requires a majority of all the voting members of the jury, not just those present. In case of a tie, the referees vote is decisive.
 - The decision is to be made public immediately after the proceedings by posting on the official notice board, with the posting time stated. This posting is done by the referee.
- 036 **GATEKEEPERS CARDS**
- Must contain all of the following information:
 - Name of the gatekeeper.
 - Location of the gate.
 - Designation of the run (1st or 2nd).
 - Bib number of the competitor.
 - Drawing (sketch) of the fault.
 - The gatekeeper must also watch that the competitor accepts no outside help (i.e. in the case of a fall). The slightest outside help brings disqualification. A fault of this nature must likewise be entered of the check card.

Wisconsin Junior Racing Rules

- 037 **CORRECT PASSAGE**
- A gate has been passed correctly when both the competitors ski tips and both feet have passed across the gate line. If a competitor loses a ski, without committing a fault (not straddling a slalom pole) then the tip of the remaining ski & both feet must have passed the gate line.
 - The gate line in giant slalom, where a gate consists of two pairs of poles holding banners between them, is the imaginary shortest line between the two inner poles at ground (snow) level.
 - In the event that a competitor removes a pole from its vertical position before both feet have passed the gate line, the ski tips & the feet still must pass the original gate line defined by the marking in the snow.
- 038 **THE IMPORTANCE OF THE TASK OF THE GATEKEEPER**
- Each gatekeeper, who must have a thorough knowledge of the competition rules, has a task of major importance.
 - The decision handed down by the gatekeeper must be clear & non-partisan. Their conduct must be calm, watchful & prudent. In case of a doubt, the gatekeeper should hold to the principal, "It is better that a fault goes unpunished than unfairly punished".
 - The gatekeeper must declare a fault only when they are convinced that a fault has been committed. In case of a protest, they must be able to explain clearly & definitively how the fault was committed.
 - If the gatekeeper is in doubt whether a fault has occurred, they must make the most careful investigation. They can consult the adjacent gatekeeper in order to confirm their notes. They can even demand that the race be briefly interrupted, so that they may check the tracks on the course or scratches on the poles.
 - The opinion of the public cannot be allowed to influence the gatekeeper's judgment.
 - In slalom & giant slalom the responsibility of the gatekeeper begins with the approach of the competitor to the first gate they control and ends when the competitor has passed through the last gate under their jurisdiction. In downhill & super-G, the gate judge watches the entire stretch visible to them both above & below.
- 039 **GIVING INFORMATION TO A COMPETITOR**
- The competitor, in case of an error or fall, can turn to the gatekeeper and question them.
 - The gatekeeper, where possible, in case of an error or fall, must inform the competitor if he/she has committed a fault that would lead to disqualification.
 - In either case above with a clear voice, the gatekeeper answers the competitors question or informs him/her with one of the following words:
 - "GO" If the competitor should expect no disqualification, since the gatekeeper has ruled the gate passage as correct.
 - "BACK" If the competitor may expect disqualification.
 - The competitor is fully responsible for his/her actions & in this respect he/she cannot hold the gatekeeper liable.
- 040 **IMMEDIATE ANNOUNCING OF DISQUALIFYING FAULTS**
- In slalom or parallel races the gatekeeper will immediately signal, whenever possible, a disqualifying fault.
 - The immediate indication of a disqualifying fault can be made by radio or; by means as provided by the organizers.
 - The immediate announcement does not relieve the gatekeeper from recording on their check card.
 - The gatekeeper is required to give information to the jury members on request.
- 041 **DUTIES OF THE GATEKEEPER AT COMPLETION EACH RUN (1 ST or 2ND).**
- In accordance with the instructions given by the jury, the chief gatekeeper will frequently collect all DQ cards and pass them on immediately to the referee.
 - At the conclusion of each run the chief gatekeeper distributes the check cards for the next run.
- 042 **DUTIES OF THE GATEKEEPER AT THE CONCLUSION OF THE RACE**
- Each gatekeeper who has recorded a disqualifying fault or who has been witness to an incident leading to a rerun must be available to the jury until after the settlement of any protest.
 - It is the responsibility of the referee to dismiss a gatekeeper who is waiting to be called by the jury.
- 043 **SUPPLEMENTAL DUTIES OF THE GATEKEEPER**
- After the necessary entries have been made on the check card, the gatekeeper must shift immediately to their other duties. Most frequently they must do the following:
 - Replace knocked out poles in their exact positions; the position is marked by dye in the snow.
 - Replace tom or missing flags or banners.
 - Replace broken gate poles according to color (red or blue); the pieces of broken poles must be stored in a way that will not endanger competitors or spectators.
 - Maintain & repair their section of the course under the direction of the course maintenance crew

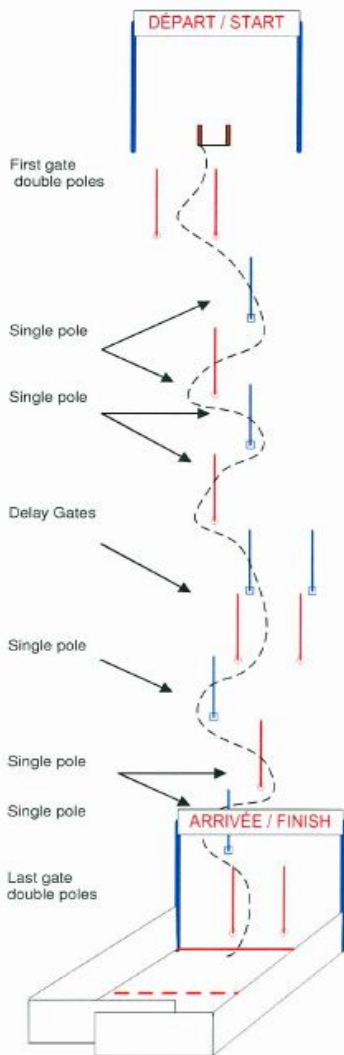
Wisconsin Junior Racing Rules

- (coaches should be present & involved).
 - Remove any marking made on the course by competitors or third parties.
 - If no control personnel have been designated for their section of the course, the gatekeeper must take care that all persons (spectators, photographers, other competitors, etc.) maintain sufficient distance from the race course, so that competitors will not be hindered in any way during their run.
 - The gatekeeper must watch that the instructions issued by the jury are adhered to (training opportunities, approved kinds of training, inspections, time schedules, etc.).
 - If a competitor is hindered during his/her run they must immediately leave the race course and report this to the nearest gatekeeper. The gatekeeper must enter the circumstances of the incident on the check card and have this available for the jury at the end of the 1st & 2nd runs. The gatekeeper whenever possible shall request the competitor in question to report immediately to the referee.
- 044 LOCATION OF THE GATEKEEPER
- The gatekeeper must choose an isolated location. They must be so placed that they can properly observe the terrain or the gates & course sections which they are to oversee, near enough to be able to take prompt action, but distant enough not to hinder the competitor.
 - For the competitor, the gate poles and gates must be clearly visible at all times.
 - The organizers are obligated to outfit the gatekeepers so that they are readily identifiable.
- 045 NUMBER OF GATEKEEPERS
- The day of race chairman & the day of race chief gatekeeper are responsible for having a sufficient number of competent gatekeepers available.
 - Each club will man one or more gatekeeping positions at each race.
 - They may be assembled, if necessary for final instructions in the presence of the chief gatekeeper and/or referee.
- 046 SUPPORT OF THE GATEKEEPERS
- The gatekeepers should be in their positions during course inspection. His work could last several hours and maybe made miserable by atmospheric conditions
 - Each club should supply a number of replacement gatekeepers who could replace gatekeepers during a race should there appear to be any need for replacement.
 - The equipment necessary for the proper fulfillment of the gatekeeper's functions must be anticipated and put at his disposal. In particular:
 - A pencil and a spare and several DQ cards
 - The necessary tools to work on keeping the course in proper condition, which might include a shovel, rake, drill, etc.
 - Enough replacement poles of the right color so that replacement of a pole will not confuse a competitor should the wrong color not be used. They must be placed far enough away from the course, on the gatekeepers side, planted obliquely in the snow, pointed ends down so as not to be dangerous and if possible, with a banner or flag already attached.
- 047 SLALOM POLES
- All poles used in the alpine disciplines are described as slalom poles & are subdivided into rigid & flex-poles.
- 048 RIGID POLES
- Round, uniform poles with a diameter of between a minimum of 20mm & a maximum of 32mm without joints are allowed as rigid poles. They must be of such a length that, when set, they project at least 1.8CM out of the snow & they must be made of a non-splintering material (plasticized bamboo or material with similar properties).
- 049 SLALOM
- The slalom poles are colored red or blue.
- 050 GIANT SLALOM
- The GS gates consist of a single panel except the first and last gates which need a paneled outside gate, the one which is the turning pole must be a flex-pole.

051 SLALOM

SINGLE POLE SLALOM

ICR 804 ~ Single pole slalom course (only for FIS and Children's level competitions)



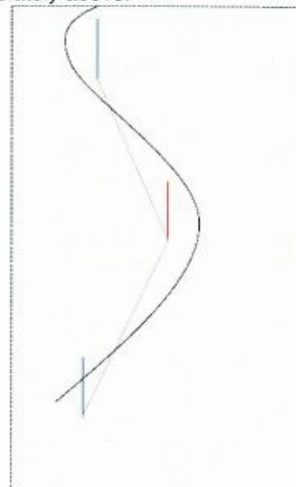
The rules regarding combination of gates (*open gates, closed vertical gates, vertical combinations, hairpin-combinations and delay turns*) and distances between gates (*within combinations may not be less than 0.75 m, the distance from turning pole to turning pole of successive open or closed gates may not be less than 6 m, not more than 13m with the exception for Children I and II ~ not more than 12m, 10m is recommended, delay turns must have a minimum distance of 12 m and a maximum distance of 18 m from turning pole to turning pole*) remain the same but the course is set using no outside poles with the following exceptions:

1. First and last gate
2. Combinations (hairpin, vertical) and delay gate

Correct passage: The gate line in single pole Slalom where the outside pole has been removed is the imaginary shortest line from the turning pole where the fault occurred to the turning pole immediately above.

Where there is no outside pole both feet and ski tips must have passed the turning pole on the same side following the natural race line of the slalom. The natural race line is an imaginary line from turning pole to turning pole, which the racer has to cross.

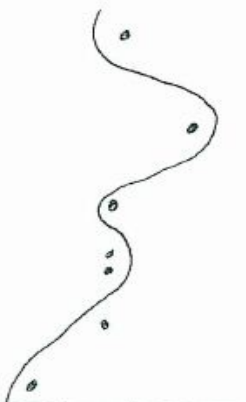
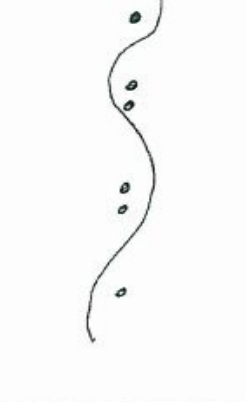

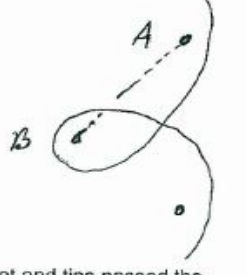
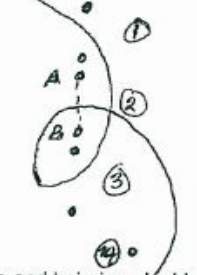
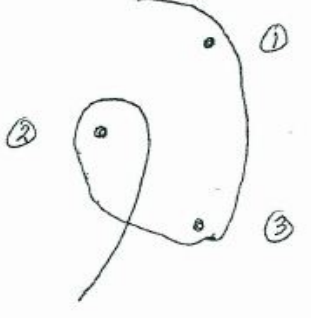

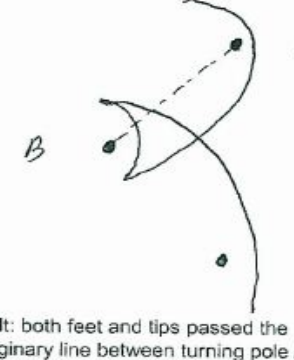
If the racer has not correctly passed the natural race line, then he has to climb back up and pass around the missed turning pole.



The single pole SL course the ROC must ensure the following occurs:

1. Gates are numbered from top to bottom
2. Where there is no outside pole the number will be attached to the turning pole

SINGLE POLE SLALOM

<p>Legal passage in single pole slalom: Both tips and feet must pass the turning pole on the same side following the natural course of the slalom.</p> <p>In the event of a fault: Both ski tips and both feet must pass through the imaginary line between the pole where the fault occurred and the turning pole immediately above. The fastest way for this to occur is for the hiker to loop around the missed pole.</p> <p>Flushes and hairpins will be set with double poles and the legal passage rules for double pole slalom will apply.</p>	<p>Fastest legal passage</p> 	<p>Flush</p> 
<p>Hairpin</p> 	<p>Legal</p>  <p>Both feet and tips passed the imaginary line between turning pole A and turning pole B, and they passed on the same side of turning pole B following the natural course of the slalom</p>	<p>Legal</p>  <p>In flushes and hairpins, double pole slalom rules apply. Racer missed gate 2, made gate 3, hiked to 2 where both tips and feet passed imaginary line between A & B. Racer does not go thru gate 3 again.</p>
<p>Legal</p>  <p>Racer missed gate 2 and made legal passage around gate 3. After hiking and looping gate 2, he does not have to go around 3 again.</p>	<p>Fault - DSQ</p>  <p>Fault: both feet and tips did not pass imaginary line between turning pole A and turning pole B.</p>	<p>Fault - DSQ</p>  <p>Fault: both feet and tips passed the imaginary line between turning pole A and turning pole B, but they did not pass turning pole B following the natural course of the slalom.</p>

Course width is to be determined by jury inspection.

- The ideal slalom course, taking into consideration, drop & gradient must include a series of turns designed to allow the competitors to combine maximum speed with neat execution & precision of turns
- The slalom should permit the rapid completion of all turns. The course should not require acrobatics

Wisconsin Junior Racing Rules

incompatible with normal ski technique. It should be a technically clever composition of figures suited to the terrain, linked by single & multiple gates, allowing a fluent run but testing the widest variety of all ski technique, including changes of direction with very different radii. Gates should never be set only down the fall line but so that some full turns are required, interspersed with traverses.

052 PREPARATION OF THE COURSE

- Slalom competitions must be raced on snow that is as hard as possible. If snow falls during the race, the chief of course must ensure that it is stamped or, if possible removed from the course.

053 SETTING THE COURSE

- COURSE SETTER
- Assistance must be provided for the course setter, so that he/she can concentrate on the actual setting of the course and not be distracted by fetching poles, etc. The Chief of equipment must provide enough of the following:
 - Enough blue and red slalom poles
 - Enough coloring matter for marking the position of the poles.
 - Drills, hammers, wedges, etc.

054 SLALOM POLES

- Consecutive gates must alternate in color.

055 GATES

- The distance between two gates may not be less than 0.75M. This distance must exist between the poles of different gates as well as between the gate line of one gate and the poles of another. The position of the poles must be marked on the snow with dye or some other substance which remains visible throughout the entire race, in case the poles are knocked out. A gate must have a minimum width of 4M and a maximum of 6M. The distance from the tuning pole of successive gates may not be less than 0.75M & not more than 13M
- Slalom must contain horizontal (open) and vertical (closed) gates as well as a minimum of 3 vertical combinations, at least 2 hairpins and 1 three gate flush. Delays are also permitted but not recommended for the 5&6 courses.

NOTE: In class 5-6 slalom, they will use Hero gates with 3 or 4 vertical combinations.

056 SETTING - In setting a slalom course the following principals should be observed:

- Courses should not be set to trick or confuse the racer.
- Gates, which impose on competitors, too sudden sharp breaking, should be avoided, as they spoil the fluency of the run without increasing the difficulties modern slalom should have.
- It is advisable before difficult combinations of gates to set at least one gate which allows the competitor to ski through a difficult combination under control.
- It is not advisable to set difficult figures either right at the beginning or the end of the course. The last gates should be rather fast, so that the competitor passes the finish at a good speed.
- The last gate should not be too near the finish. It must avoid danger to competitors and timekeepers. It must also direct competitors to the middle of the finish line.
- Setting the course can be started at the top or the bottom. The course setter can decide with which color to begin, taking into account visibility.

057 CHECKING THE SLALOM COURSE

The jury must inspect the course to assure it is ready for racing after course setter has set it. Paying attention to:

- -the slalom poles are firmly set.
- -the gates are in the right color order.
- -the position of the poles is marked.
- -the poles are high enough above the snow 1.8M.
- -the fencing of the course is far enough from the slalom poles.
- -obstacles at the edge of the course are either removed or neutralized.
- -the last gate before the finish must direct the competitor to the middle of the finish line.
- -the reserve poles are correctly placed as not to mislead the competitors.

058 THE START

- Start intervals - the start takes place at regular intervals in the slalom.
- The chief of timing & calculation or his special assistant tells the starter when each competitor should start.
- The competitor on the way need not be over the finish line before the next competitor starts.

Wisconsin Junior Racing Rules

- 059 **START SIGNAL**
- As soon as the starter has received the order for the next start, he/she gives the competitor the warning "READY" & a few seconds later the start signal "GO".
 - The competitor must start within 10 seconds of this order.
- 060 **EXECUTION OF THE SLALOM**
- Placing in slalom is determined by combining the 2 best of 3 results using World Cup Points.
- 061 **INTERDICTION TO CONTINUE AFTER A GATE FAULT**
- If a competitor misses a gate he/she has no longer the right to pass through further gates.
- 062 **GIANT SLALOM**
- The terrain should preferably be undulating & hilly. The course width will be decided by jury inspection.
 - Course preparation of turning areas must be prepared the same as for the slalom.
 - Gates must alternate red & blue.
- 063 **HELMETS ARE REQUIRED FOR ALL COMPETITORS**
- 064 **SETTING THE GATES**
- The distance between the nearest poles of two successive gates must not be less than 13M.
 - The gates must be set so that the competitors can distinguish them clearly & quickly even at high speed.
 - Setting the course can be started from the top or the bottom. The course setter can decide with which color to begin, taking into account visibility
 - GS gates will consist of a single panel except for the first and last gate which needs a paneled outside gate.
- 065 **MARKING**
- The position of the poles must be marked by the course setter on the snow with dye or some other substance which remains visible throughout the entire race, in case they are knocked out.
- 066 **PLANNING THE COURSE**
- In planning the course the following principals must be followed:
- The skillful use of the ground when setting a giant slalom is, in most cases, even more important than for slalom, since figures play a less important role owing to the prescribed width of the gates & the greater distances between them. It is therefore better to set mainly single gates while exploiting the ground to the utmost. Figures can be set, but mainly on uninteresting terrain.
 - A giant slalom should present a variety of long, medium & short turns. The competitor should be free to choose his own line between the gates, which must be set down the fall-line of the slope. The full width of the hill should be used wherever possible.
- 067 **THE COURSE SETTER**
- Is responsible for the correct placing & the existence of a sufficient number of reserve poles. The poles must be placed in such a way that they do not hinder the competitors. The jury carries out the corresponding control.
- 068 **INSPECTION OF THE COURSE**
- The course will remain closed for training on the day of the race. The competitors are allowed to study the course after its final setting for a period of not less than 30 minutes. Skiing through a gate, or practicing turns parallel with those required by gates on the course will lead to disqualification. Competitors must carry their start number on their person.
- 069 **EXECUTION OF THE GIANT SLALOM**
- A giant slalom must always be decided by two runs (men's & ladies). Subsequent runs may be held on the same run, but the gates must be reset. Whenever possible both runs should be held on the same day.
- 070 **INTERDICTION TO CONTINUE AFTER A GATE FAULT**
- If a competitor misses a gate, he/she no longer has the right to pass through further gates & must leave the course immediately.

Wisconsin Junior Racing Rules

IMPORTANT MESSAGE TO COMPETITORS

WJR provides racers with well-organized & operated programs at all levels. In order to make this program work, every competitor has the responsibility to:

1. Know your rights & responsibilities as an amateur athlete. Amateur athletes have certain rights & responsibilities under federal law according to the U.S. Olympic Committee Charter and Constitution, and per the WJR bylaws and competition regulations. These rights and responsibilities are defined in the "Athletes Rights and Responsibilities" chapter of this guide.
2. Be aware of your responsibilities as a skier and ski safely. As a skier you have responsibilities for your own safety and the safety of other skiers around you, especially when you are outside of closed areas set aside for training and competition. As a competitor and more experienced skier, you have the additional responsibility of setting high standards for others. (Please note the following section of the guide "Safety and Awareness").
3. Understand & accept the inherent risks of the sport. All competitors are required as a precondition of membership & licensing to sign (& have a legal guardian sign) a statement acknowledging that they understand that alpine ski competition entails certain risks, even under the best possible conditions. As a part of WJR or USSA events, racers accept that these inherent risks exist.
4. Unlicensed racers participating in WJR or USSA events open to racers without licenses are required to sign the same "acknowledgment of risk" form. Forms are provided to organizers for these races. For some programs, a temporary membership application including this release form must be completed by the competitors who are not members of a WJR club.
5. Display good sportsmanship; know & respect the rules. You are expected to conduct yourself in a sportsmanlike manner. You are responsible for your actions in races, going to and from races, and while at races hosting races. You are responsible for your knowledge of race rules & procedures. Un-sportsman like conduct may result in disqualification from an event & in sanction, preventing your participation in future events.
6. Good sportsmanship shall include, among other things:
 - Respect for all race officials & ski area employees.
 - Suitable dress & grooming
 - Courtesy, good manners and mature conduct in public places at races and while traveling.
 - Self-control, responsible behavior, consideration for others physical & emotional well-being.
 - No profane or abusive language.
 - Respect for private and public property.
 - Abstinence from illegal use of alcohol & drugs (please refer to "Code of Conduct").
 - Respect for lift facilities, lift privileges and closed areas.
 - Honest conduct, theft and misrepresentation whatsoever.
7. Most importantly, respect the volunteers who provide your program with personnel to conduct the event. At every level they expect and deserve your courtesy and cooperation at all times.

Wisconsin Junior Racing Rules

RACER RESPONSIBILITY CODE

1. Bindings must be in good condition & properly adjusted for the conditions. Unbreakable sun glasses and goggles are essential.
2. Warm-up for training and racing sessions. Stretch for at least five minutes before skiing. Warm up gradually on snow, skiing various radius turns, before skiing at racing speeds.
3. Always carefully inspect a course before running it. Follow the inspection rules for the training session or race. do not cross or go into closed courses at competitions, and always be certain the practice courses are clear before proceeding.
4. If you fall & are unhurt, immediately signal that you are "OK" & move a safe distance away from the course. Collect your gear and reorganize away from the active course.
5. While attending a race event, stand far enough from the course to allow a racer on course full visibility, room to recover, and room to come to a stop without hitting you.
6. Always remain still while there is a racer on the course, & never free-ski on or near a closed race course, preferably totally to the side of the slope or as directed by the coaches.
7. Always communicate with your coach when tired, ill or afraid, if the course is too difficult or rough, of if visibility is poor.
8. Always stop below your coach or training group, never attempt to stop above any skier or group. Always leave room to take "evasive action" should your coach or other in your training group move unexpectedly.
9. When your run is complete, move immediately out of the finish area or away from the course. Make sure that you have an adequate finish area and safe room outside all courses.
10. Never ski fast or jump into a controlled "blind spot".
11. When free-skiing outside race & training areas you must be aware of others & ski in full control at all times. Respect other skier's rights to a safe & pleasant skiing experience.
12. Commercially produced, functional ski brakes are required. Racers should be prepared to wear functioning brakes in competition and/or training, as well as in practice, inspection and warm-up skiing, as an organization requires.

INTERFERENCE: If a competitor feels that he or she has suffered from interference on the course, he/she must ski out of the course immediately, report to the closest gatekeeper and explain the problem & the location, & then request a rerun from the referee. The jury will determine the validity of the claim in a subsequent meeting according to the rules relating to reruns.

Wisconsin Junior Racing Rules

CLASS V & VI RULES, MODIFICATIONS AND AMENDMENTS

All other rules are as set forth in the preceding sections except the following;

COURSES

Class 5&6 will have Slalom and GS races. A GS gate consists of 4 slalom and two flags alternating red & blue. The inside gate must be a flex-gate. Each gate must be set 4 to 6 meters wide. The distance between the nearest poles of two successive gates must not be less than 10 meters or more than 28 meters apart. Courses should consist of 10 to 15 gates including the start and finish. The finish gate must be 6 to 10 meters wide. The course is to be dyed with a corresponding color after the Jury/Referee inspection and approval.

The course should be set back & forth, all turns should be set with the same radius.

START ORDER

Each racer will run once on each course.

Racers may run only one course.

The start order will be Class 6 Girls, Class 6 Boys, Class 5 Girls, and Class 5 Boys.

All racers shall have completed one run before the second run is started.

RACE OFFICIALS

Class 5 & 6 shall have a jury separate from classes 1 through 4